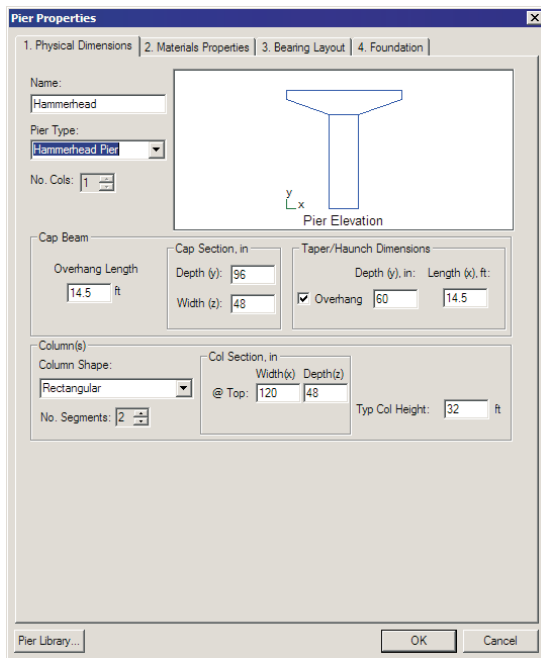


ETPier is a high-performance Windows-based program for the design and analysis of highway bridge piers, bents, and abutments. ETPier seamlessly combines the functionality of a state-of-the-art structural analysis engine with concrete column, beam, and footing design capabilities. Integration of the critical design tasks into one system means you get superior productivity and flexibility and improved quality control.

ETPier is specifically designed for bridge substructures. Powerful parametric modeling wizards are included to facilitate rapid structure layout and generation. Specify which load combinations to investigate and ETPier will automatically process them and quickly identify the governing case for each component of the structure.

Under the hood is a structural analysis engine that redefines performance. True 3D analysis capabilities are built in. Non-linear second order effects are handled at the matrix level to dramatically cut processing time. The result: complete analyses can be done realtime in seconds rather than minutes or hours. Fast and accurately.

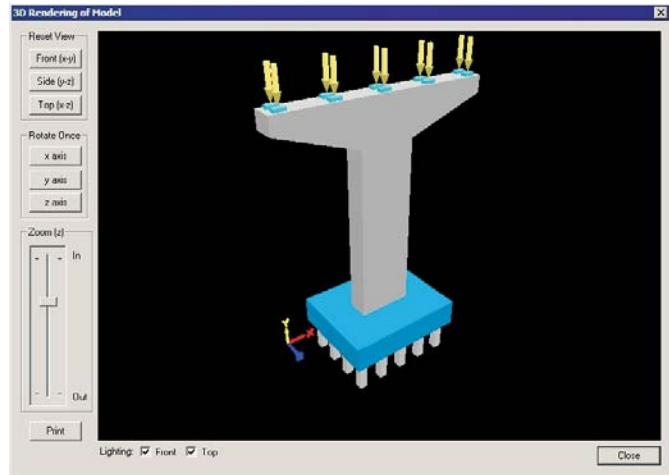


◀ Powerful Modeling Wizards Cut Prep Time

ETPier includes several structure generation and layout wizards to facilitate modeling. Rapidly, you can generate the structural framework, create pile patterns, and specify rebar patterns. All program-generated objects are fully editable, giving you complete control over all aspects of the design.

True 3D Modelling ▶

ETPier incorporates true 3D modelling and visualization into the project. Project geometry is easier to see and interpret. All loads can be rendered in 3D to virtually eliminate errors.



Key Features

- Piers, bents, and abutments
- AASHTO LRFD or Std Specs
- Dual units: US & SI
- Hammerhead, multi-column, walls
- Spread or pile footings
- AASHTO load types & groups
- Automatic load generation
- True 3D Modelling
- Interactive design

Node	X (ft)	Y (ft)	Z (ft)
1	8.000	0.000	0.000
2	8.000	12.000	0.000
3	8.000	24.000	0.000
4	32.000	0.000	0.000
5	32.000	12.000	0.000
6	32.000	24.000	0.000
7	0.000	26.500	0.000
8	6.000	26.500	0.000
9	8.000	26.500	0.000
10	10.000	26.500	0.000
11	30.000	26.500	0.000
12	32.000	26.500	0.000
13	34.000	26.500	0.000
14	40.000	26.500	0.000

◀ Fast and Efficient Input and Editing

Input and editing are greatly facilitated with ETPier's spreadsheet-like input grids. Just as with a spreadsheet, you can quickly and easily navigate your way through a large amount of data with just a few key strokes or mouse clicks.

System Features

- MS Windows 98/2000/XP/Vista
- Network/WAN compatible
- No copy protection
- Highly graphical interface

Design Specifications

- AASHTO LRFD (thru 2009)
- AASHTO Standard Specs
- Hot switch between specs

Substructure Types

- Hammerhead piers
- Multi-column piers
- Wall piers

Structural Modeling

- True 3D modelling
- Framework generation wizard
- Bearing seat layout wizard

Cap Beam Types

- Prismatic
- Tapered overhangs
- Superelevated

Column Types

- Circular
- Rectangular
- Tapered in both directions
- Stepped columns

Substructure Types

- Spread footings
- Pile footings
- Drilled shafts

Libraries

- Piers
- Piles - concrete and steel
- Pile layouts

Materials Properties

- Concrete properties
- Rebar properties
- Transverse steel properties

Reinforcement Options

- Rebar library
- Straight ends
- Hooked ends
- Sloped bars

Permanent Load Types

- Structure dead load (DC)
- Wearing surface (DW)
- Utilities
- Earth pressure

Transient Load Types

- Vehicular live Load
- Dynamic load allowance (IF)
- Braking force
- Centrifugal force
- Earthquake force
- Pedestrian Load
- Wind on structure
- Wind on live load
- Creep and shrinkage
- Water and ice loads
- Temperature

Load Generation

- Auto LL generation
- Generate wind load cases
- Seismic load cases
-

Load Group Combinations

- All Standard Spec groups
- All LRFD Spec groups
- User-defined groups

Analysis Options

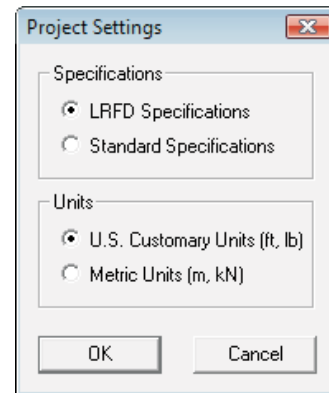
- Automatic group processing
- Auto or manual update
- Sophisticated P-Delta analysis
- Moment magnification

All Critical Design Checks

- Service check
- Flexural strength
- Shear strength
- Torsion
- Crack control

Dual Units

- US Customary
- SI (metric)
- Hot-switch between systems



Output Options

- Highly-graphical output
- Detailed design reports
- At-a-glance status bar
- Export results to other programs
- Code checking

Fast & Efficient Editing

- Spreadsheet-like input & editing
- Data generation wizards
- Scaled graphical views

Program Documentation

- Comprehensive user manual
- Step-by-step tutorial problems
- In-depth theory section
- Detailed QC Manual
- Complete benchmark problem set

Take a Demo!

Try **ETPier FREE** for 20 days. Take a fully-functional copy out for a test ride and experience it for yourself. See what high-performance structural analysis and design is all about..

Run the tutorial problem included in the comprehensive user manual, and you'll be up to speed in no time. Then run your own problems and see just how quickly and easily switching to **ETPier** can be.

To order your free demo, visit ErikTech.com or LRFD.com, or call toll-free 1-866-374-5776 (866-ERIKSSON)